

Smart Mobility Technology

for a better world



REVENGA

Smart Solutions

Index

1. Revenga Smart Solutions at a glance
2. Purpose, vision, values
3. ESG
4. Global trends supporting RSS
5. Revenga Smart Solutions today
6. Business Model

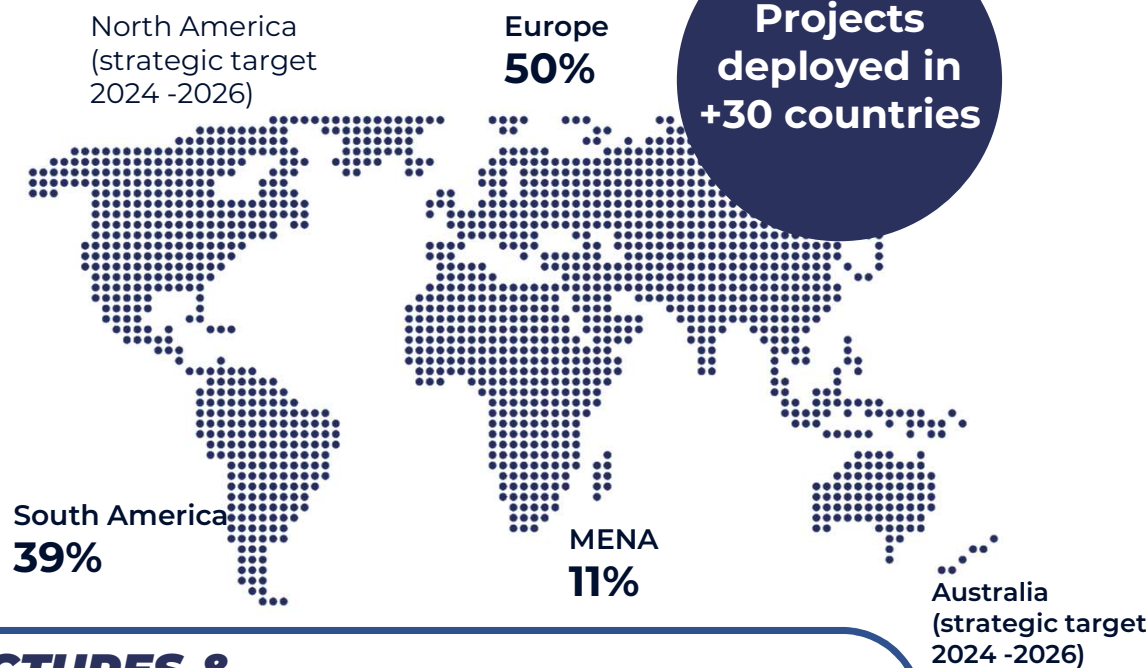


1. Revenga Smart Solutions at a glance

A global provider of technology for smart mobility

Projects deployed in +30 countries

TOP PLAYERS



The technological partner to infrastructure players and operators

INFRASTRUCTURES & OPERATORS

Revena Smart Solutions in NUMBERS

2023 Million €

~300 employees

 30%



Revenue

36,4M€

EBITDA

*
4,2M€

Orderbook

**
150,2M€

PIPELINE

284M€

Market CAP

32M€

TOTAL ASSET

48,2M€

- * Adjusted EBITDA (discounting IPO Non-recurrent costs)
- ** Orderbook at 31st March 2024
- *** Pipeline at 31st March 2024
- **** Market CAP at 31st March 2024

1. Revenga Smart Solutions at a glance

Full portfolio of technological mobility solutions with global geographical reach

60km D4R7 HIGHWAY
BRATISLAVA, ESLOVAQUIA



AEROPUERTO DE MADRID,
AENA, ESPAÑA



METRO DE QUITO L-1
ECUADOR



ANKARA-ISTAMBUL HIGH
SPEED LINE/TCDD, TURKEY



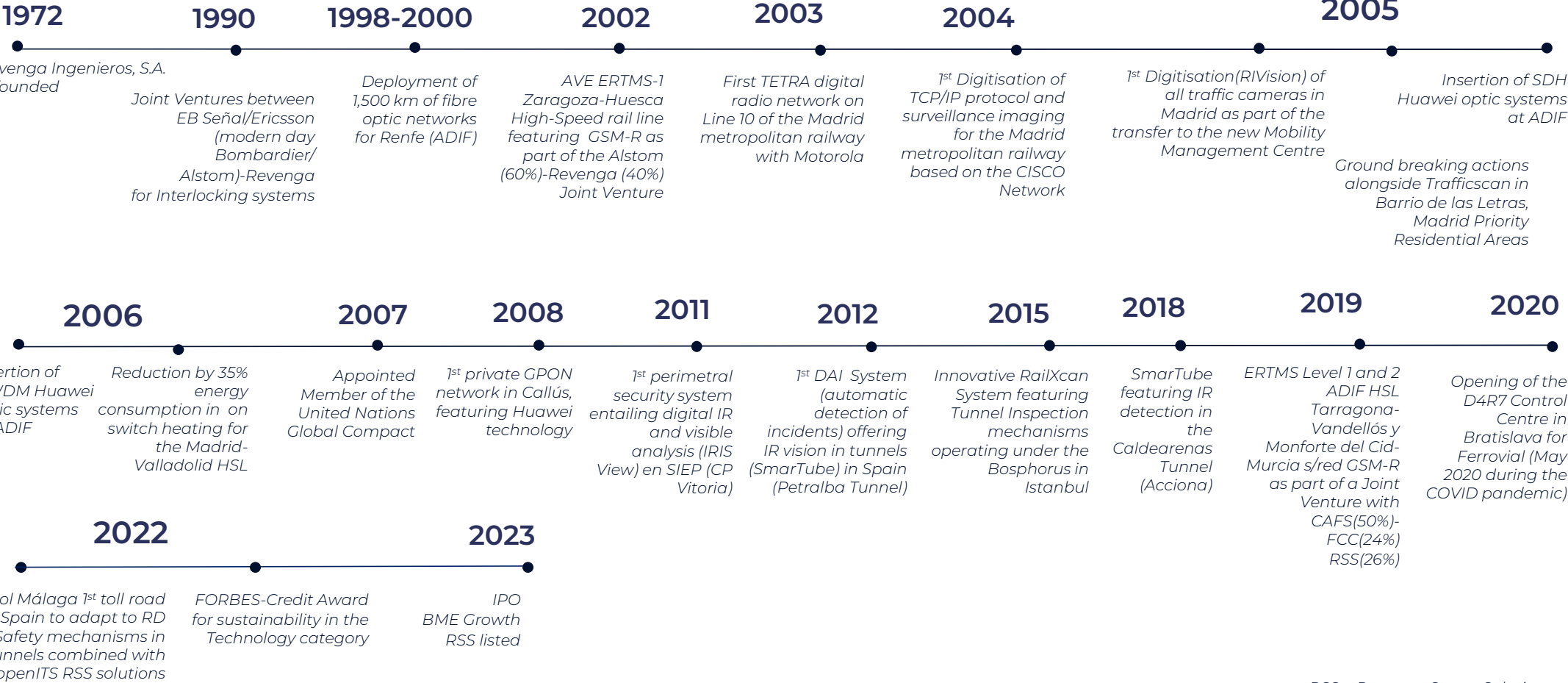
CONSORCIO FERROCARRIL
CENTRAL 270 KM, URUGUAY



ENR, EGYPTIAN NATIONAL
RAILWAYS/EGYPT



Providing technology for mobility solutions since 1972



RSS = Revenga Smart Solutions

1. **Mission, vision, values**

A people-centric model for a safer, more reliable and sustainable mobility



Mission

Safer, simpler and more reliable mobility to improve people's life.

Vision

a **people-centric** business model believes in generating **shared value** and **sustainability**.

Values

We are focused on people, committed and responsible

Revenge Smart Solutions in the day to day life

A technology that saves lifes

- More than **1.3 million** people die in road traffic accidents worldwide every year.
- More than **30 million** suffer after-effects each year.
- **Revenge Smart Solutions´**s technology helps to reduce accidents:
 - **RailRox:** intelligent railway level crossing
 - **SmartTube:** safer tunnels with IR vision
 - **Open ITS:** safety and traffic control in infrastructures
 - **Open SAE:** fleet management and opratives



3. ESG

Since 2007 committed to a sustainable development



- 2007 Members of the United Nations Global Compact
- Yearly SME award to Technological Innovation Expansion -IFEMA-IESE
- 2019 Business Ambition 1.5°C Commitment – SBTi.
- Signatories to the Climate Ambition Accelerator Commitment.
- Signatories to the SDG Ambition Commitment.
- Signatories to the Commitment on Gender Equality: WEP Women’s Empowerment Principles/Gender Equality Declaration.
- go!ODS Finalist with the RailRox ODS9 energy efficient level crossing: Industry, Innovation and Infrastructure.
- 2020 go!ODS Award with the design and manufacture of an ODS15 drone seeder: Life of terrestrial ecosystems.
- 2020 Member of the Community for Climate and Recognition as 101 Examples of Entrepreneurial Actions #PorelClima RailRox.
- SME in Solidarity with the Refugees ACNUR – Von Hippel-Lindau Spanish Families’ Alliance.
- 2022 FORBES/Credit Suisse Award for Sustainability, category

Our goals

to reduce our emissions by 30% by 2030, carbon neutral by 2040

We've set a science-based emission reduction target, validated in **Science Based Targets (SBTi) in 2021**, to reduce emissions resulting from our activity (scopes 1 and 2), and to calculate the emissions generated by our value chain (scope 3).



4. Revenga Smart Solutions strategy supported by macro trends

URBAN POPULATION GROWTH to boost transportation demand

By 2030, one out of every three people will live in a city of at least 500,000 inhabitants.
+25% from 2020 to 2050

PUBLIC FUNDING

Public Transport a key player
Next Generation Funds in the EU
IRA legislation in the US\$
238.000mn into Transportation



DIGITALISATION AND CONNECTIVITY

New technologies and the sustainability culture will allow a tectonic change in the transport industry

E-mobility, connected vehicles, data-based app, vehicle to infrastructure

SMART MOBILITY Total Market
€171 bn
CAGR 16,9 % 23-30

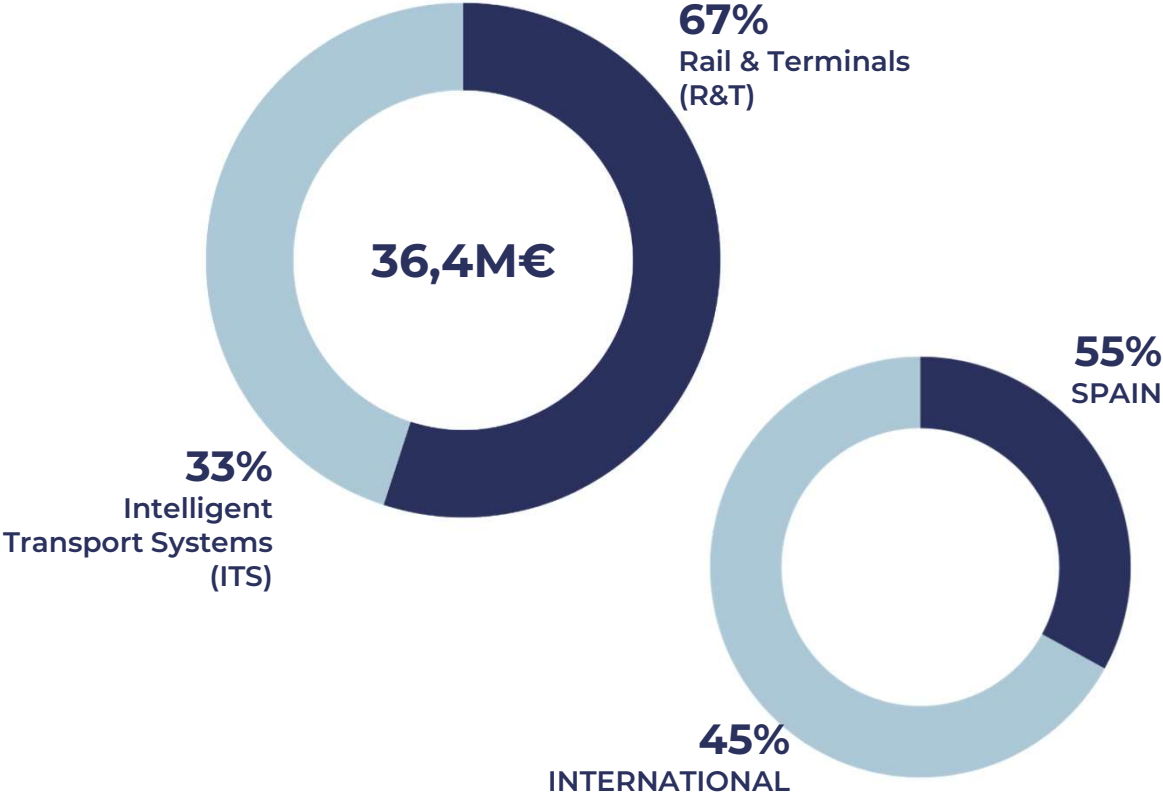
TRAIN DIGITALISATION

Total Market €100,1bn
CAGR 9,7% 22-27

5. Revenga Smart Solutions today

Profitable growth and diversification

REVENUE (MILL.€)



5. Revenga Smart Solutions today

2023 Key financial figures (31st December 2023)



MARKET CAPITALISATION 33 M *



CONSOLIDATED TURNOVER
€ 36,4 Million



TOTAL CONSOLIDATED ASSETS
€ 48,2 Million



CONSOLIDATED EBITDA
€ 4,2** Million



CONSOLIDATED NET FIN. DEBT
€ 17,6 Million



CONSOLIDATED FCF
€ 2 Million



SHAREHOLDERS FUNDS
€ 14,3 Million

* Marketcap as of JANUARY 2024

** Adjusted EBITDA

5. Revenga Smart Solutions today

Two Reporting Lines

Rail & Terminals



Railways-Metro-Trams



Airports



Passenger Experience



Ports

Intelligent Transport Systems



Public Transport



Tolls



Fleet Operations



Ticketing and automated fare



Intelligent Urban Mobility

EBITDA*



OrderBook



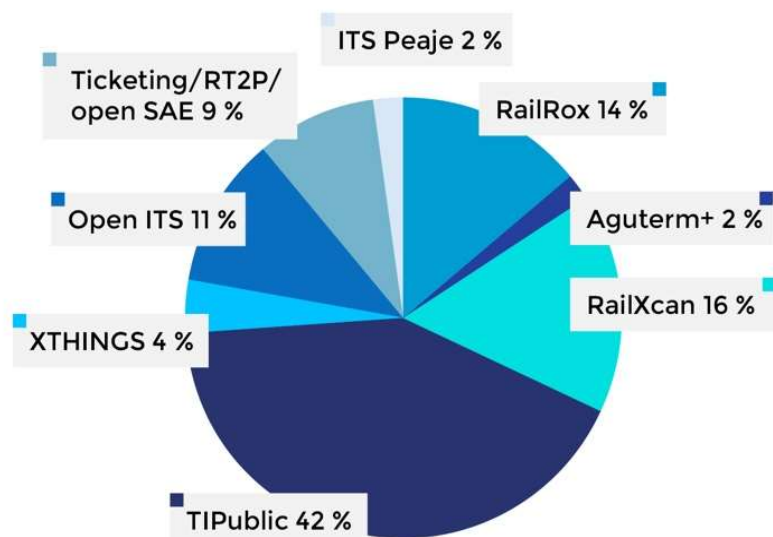
* Adjusted EBITDA

5. Revenga Smart Solutions today

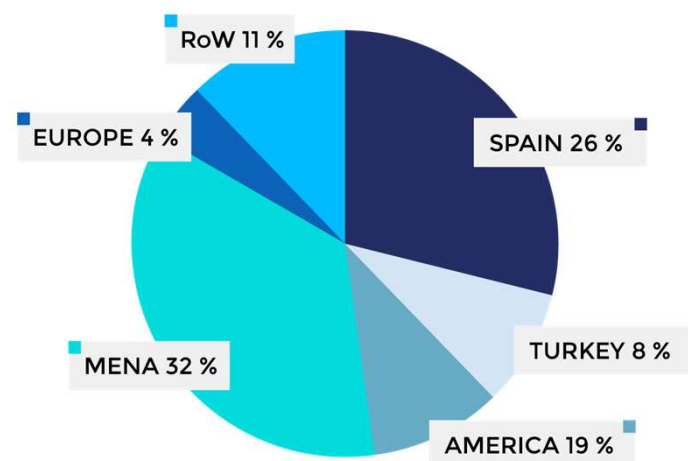
2023 Key operational figures

PIPELINE (284 MM € *)

DISTRIBUTION by
TECHNICAL SOLUTION



DISTRIBUTION by
GEOGRAPHICAL AREA



* AT 31st March 2024

6. Business model

A one-stop shop, end-to-end integrator of mobility systems and applications

Top innovation team (Hw&Sw)

In house production of hardware and software

Presence in the full value chain, design, development, implementation, and systems maintenance

High flexibility for tailored solutions to customer needs

Applications and systems for all types of transportation modes

railways, metros and trams;
expressways and highways;
bus fleets,
to stations and terminals (airports, ports, train and bus stations).

Experience , 50 years proven technical, financial and reputational solvency

Integration of a full range of technologies



6. Business model

Capital allocation, investing into the future through 3 main pillars

Innovation

Cash flow recycling into I+D+i

5%-8% of revenues

Alliances with top technological partners (Cisco, Huawei)

Organic Growth

Highest ever backlog

Permanent offices in 8 countries

EEUU & Australia as a new target markets

Access to larger contracts:

- Dynamic tolling / Managed lanes in the US
- Automatic fare collection / Ticketing in cities: metro, buses, etc.

M&A Expansion

Focus on specific players in explosive growth technological areas

Pay per use and payment platforms

Connected autonomous vehicle

High speed rail



2026 (e)
ORGANIC GROWTH

6. Business model

Financial targets 2026

**Double digit growth in
volume and profitability**

EBITDA **7.5 M €** CAGR **15,7%**

REVENUES **71.1 M €** CAGR **11,4%**

Recurrent Revenue
(service vs project)

30%
(up from 10%)



These figures are subject to change based on market conditions, auditor review and other potential risks.

6. Business model

Building long-term relationships with clients

TOP RAILWAYS

SIEMENS

STADLER

CAF

ALSTOM

THALES

HITACHI

The customers we started with
in 1972 (Renfe, Metro Madrid)
are still customers today

INFRASTRUCTURES & OPERATORS RAILWAYS

adif

FGC
Ferrocarrils
de la Generalitat
de Catalunya

Metro

et
euskal trenbide sarea

Metro

EGYPTIAN RAILWAYS

renfe

euskotren

TMB
Transports Metropolitans
de Barcelona

FGV

ETRAG
Société d'Exploitation de Transgabonaise

TCDD

ANESRIF

TOP ITS

transdev
MOBILITY INSPIRED BY YOU

sacyr

ferrovial

FCC

VINCI

alsa

ALEATICA

acciona

HOCHTIEF

GLOBALIA

INFRASTRUCTURES & OPERATORS ITS

Nafarroako
Gobernua



Gobierno
de Navarra

GOBIERNO
DE ESPAÑA
MINISTERIO
DE TRANSPORTES, MOVILIDAD
Y ACCIÓN URBANA

Gipuzkoako
Foru Aldundia
Diputación Foral
de Gipuzkoa



ETORKIZUNA
ORAIN
Es futuro

Ayuntamiento
de Murcia

seitt
MINISTERIO
DE TRANSPORTES
Y MOVILIDAD SOSTENIBLE

madrid

6. Business model



Smart Mobility Markets trends & Railways

- **Double digit growth till the end of the decade**
Global Smart Mobility CAGR 16,6% (2023-2030)
Global Digital Railways CAGR 9,7% (2023-2027)
- **Electrification of transport. Growing demand for EV and AVS**
- **Smart infrastructure** a key factor with **connected** signs and signals, roads, rail-tracks or terminals
- **Integration of multiples technologies** from sensors, IoT, to **Big Data** collection to improve traffic and fleet management.
- **Artificial Intelligent** a key factor for analytics, simulation and prediction.
- **Vehicles and infrastructures as data hubs**
- **Passenger experience** a core focus, from information to the **integration of multiple payment systems**
- **New platforms to integrate all traffic modes.** Real time ticketing, clearing
- **Micro mobility** in urban areas
- **Social demand** to improve air quality while reducing traffic congestion
- **Pay per use.** Integrating alternative transportations modes with all payment systems



Hire vehicle connected



Toll highway



Urban toll



Dissuasive parking



Public parking



Taxi



New media transport



Public transport Bus/Tram/Metro



Public bicycle

Revenga Smart Solutions's Investment proposal

Exposure to global demand for safer, better and simple sustainable mobility



Sustainable and diversified growth

Cash Flow recycling in Innovation to boost future growth

Proven technical, financial and reputational solvency

Investor Relations and shareholder engagement policies

Presence in the entire value chain

Geographical diversification to catch global growth

Trusted partner

**Smart
Mobility
Technology**
for a better world

**Thank you for your
attention**



REVENGA

Smart Solutions